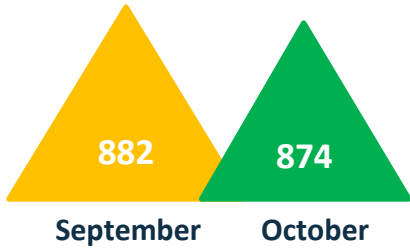


ECONOMIC & COMMUNITY DEVELOPMENT MONTHLY DASHBOARD | October 2020



BUSINESS LICENSES PROCESSED



Includes new licenses, renewals, & reinstatements

COMMUNITY IMPROVEMENT ACTIVITY

Rental Inspections



37

Complaints Proactive & Reactive



66

Shopping Carts Retrieved



142

Pre-Sale Property Inspections







42

PLANNING DIVISION



Entitlement Applications Received

PERMITS ISSUED

-  6 - Electrical
-  6 - Plumbing
-  43 - Building
-  13 - Mechanical

ECONOMIC DEVELOPMENT

FAVORITE PLACES VISITED LAST 6 MONTHS – Azusa Residents

City of Azusa / Azusa	
Place	Customers
1 Target / N Azusa Ave	38.6K (56.5%)
2 Covina Town Square / N Azusa Ave	31.3K (45.9%)
3 Walmart Supercenter / N Azusa Ave	28.2K (41.4%)
4 College Center / Alostia Ave	24.5K (35.9%)
5 Eastland Center / E Eastland Center Dr	24.4K (35.8%)

Data provided by Placer Labs Inc. (www.placer.ai)



COUNTER VISITS

55 Counter Visits in the Month of October

